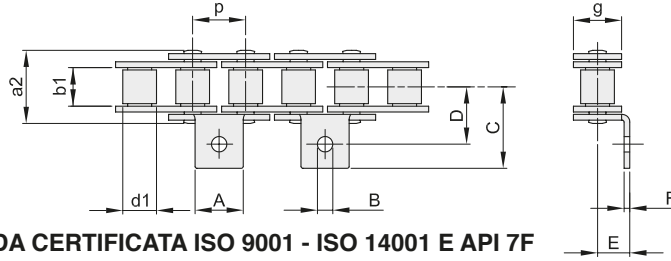




CATENE A RULLI CON ATTACCHI ANGOLARI - DIN 8187 - ISO 606

ROLLER CHAINS WITH ANGLE ATTACHMENTS - DIN 8187 - ISO 606



A1/02

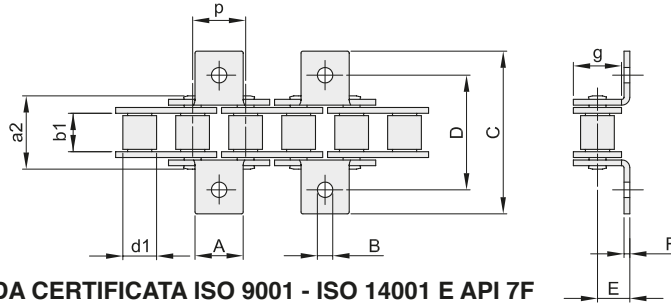
CATENA PRODOTTA DA AZIENDA CERTIFICATA ISO 9001 - ISO 14001 E API 7F
CHAIN PRODUCED BY ISO 9001 - ISO 14001 AND API 7F CERTIFIED COMPANY

CATENA PRESTIRATA / PRE-STRETCHED CHAINS

CONFEZIONE DA 5 MT



ISO	codice	p		b1 mm min.	d1 mm max.	a2 mm max.	g mm max.	A mm	B mm	C mm max.	D mm	E mm	F mm	Carico di rottura		q kg/m ≈
		mm	inch											minimo KN	medio KN	
06B-1	604109112	9,525	3/8"	5,72	6,35	13,5	8,26	8,0	3,5	13,5	9,5	6,5	1,03	9,0	10,7	0,46
08B-1	604112112	12,7	1/2"	7,75	8,51	17,0	11,81	9,5	4,3	18,6	14,1	8,4	1,40	18,0	21,1	0,77
10B-1	604115112	15,875	5/8"	9,65	10,16	19,6	14,73	14,1	5,2	23,8	15,9	10,4	1,63	22,4	27,4	1,04
12B-1	604119112	19,05	3/4"	11,68	12,07	22,7	16,13	15,8	5,6	25,8	17,5	12,0	1,80	29,0	32,3	1,35
16B-1	604125112	25,4	1"	17,02	15,88	36,1	21,08	19,0	6,8	37,4	25,4	15,9	3,00	60,0	70,6	2,83



K1/02

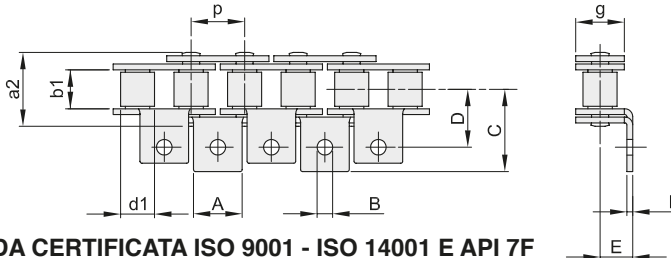
CATENA PRODOTTA DA AZIENDA CERTIFICATA ISO 9001 - ISO 14001 E API 7F
CHAIN PRODUCED BY ISO 9001 - ISO 14001 AND API 7F CERTIFIED COMPANY

CATENA PRESTIRATA / PRE-STRETCHED CHAINS

CONFEZIONE DA 5 MT



ISO	codice	p		b1 mm min.	d1 mm max.	a2 mm max.	g mm max.	A mm	B mm	C mm max.	D mm	E mm	F mm	Carico di rottura		q kg/m ≈
		mm	inch											minimo KN	medio KN	
06B-1	604109212	9,525	3/8"	5,72	6,35	13,5	8,26	8,0	3,5	27,0	19,0	6,5	1,03	9,0	10,7	0,51
08B-1	604112212	12,7	1/2"	7,75	8,51	17,0	11,81	9,5	4,3	37,2	28,2	8,4	1,40	18,0	21,1	0,85
10B-1	604115212	15,875	5/8"	9,65	10,16	19,6	14,73	14,1	5,2	47,6	31,8	10,4	1,63	22,4	27,4	1,13
12B-1	604119212	19,05	3/4"	11,68	12,07	22,7	16,13	15,8	5,6	51,6	35,0	12,0	1,80	29,0	32,3	1,45
16B-1	604125212	25,4	1"	17,02	15,88	36,1	21,08	19,0	6,8	74,8	50,8	15,9	3,00	60,0	70,6	3,48



A1/01

CATENA PRODOTTA DA AZIENDA CERTIFICATA ISO 9001 - ISO 14001 E API 7F
CHAIN PRODUCED BY ISO 9001 - ISO 14001 AND API 7F CERTIFIED COMPANY

CATENA PRESTIRATA / PRE-STRETCHED CHAINS

CONFEZIONE DA 5 MT



ISO	codice	p		b1 mm min.	d1 mm max.	a2 mm max.	g mm max.	A mm	B mm	C mm max.	D mm	E mm	F mm	Carico di rottura		q kg/m ≈
		mm	inch											minimo KN	medio KN	
06B-1	604109111	9,525	3/8"	5,72	6,35	13,5	8,26	8,0	3,5	13,5	9,5	6,5	1,03	9,0	10,7	0,51
08B-1	604112111	12,7	1/2"	7,75	8,51	17,0	11,81	9,5	4,3	18,6	14,1	8,4	1,40	18,0	21,1	0,85
10B-1	604115111	15,875	5/8"	9,65	10,16	19,6	14,73	14,1	5,2	23,8	15,9	10,4	1,63	22,4	27,4	1,13
12B-1	604119111	19,05	3/4"	11,68	12,07	22,7	16,13	15,8	5,6	25,8	17,5	12,0	1,80	29,0	32,3	1,45
16B-1	604125111	25,4	1"	17,02	15,88	36,1	21,08	19,0	6,8	37,4	25,4	15,9	3,00	60,0	70,6	3,48