



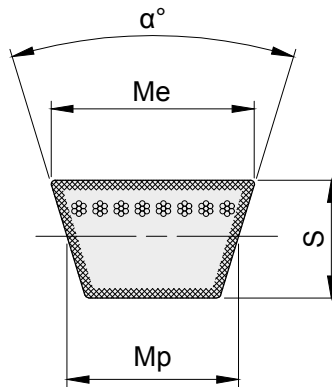
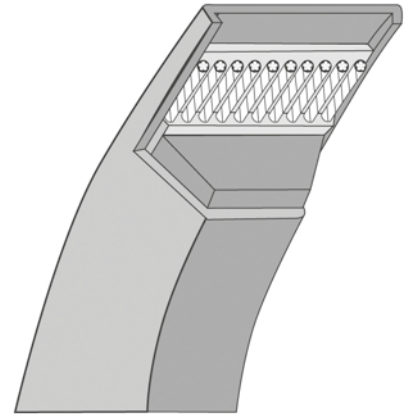
# CINGHIE TRAPEZOIDALI A SEZIONE CLASSICA CONTINENTAL POWERSPAN® - "CL" CLASSIC V-BELTS CONTINENTAL POWERSPAN® - "CL"

## Proprietà

- › Le cinghie a sezione classica Powerspan sono costruite secondo le norme DIN 2215
- › Armatura di cavi in poliestere ad allungamento ridotto
- › Rivestimento esterno molto robusto a fianchi ricoperti
- › Resistenza agli oli minerali ed ai climi tropicali
- › Buona elettroconducibilità che permette di evitare normali pericoli elettrostatici
- › Temperatura d'esercizio da -20° a +70°

## Properties

- › The classical section belts Powerspan are made according to DIN 2215
- › Reinforced polyester cables with reduced elongation
- › Outer covering very robust with side covered
- › Resistance to mineral oils and tropical climates
- › Good electro-conductivity which avoids normal electrostatic hazards
- › Operating temperature from -20° to +70°



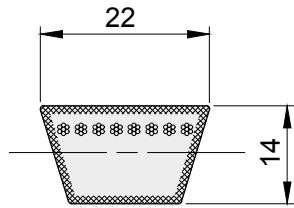
**DIMENSIONI CINGHIA**  
DIMENSIONS OF V-BELT



descrizione	α gradi	Me mm	Mp mm	S mm
Z	40°	10,0	6	8,5
A	40°	13,0	8	11,0
B	40°	17,0	11	14,0
C	40°	22,0	14	19,0
D	40°	32,0	19	27,0
E	40°	40,0	25	32,0



# CINGHIE TRAPEZOIDALI A SEZIONE CLASSICA CONTINENTAL POWERSPAN® - "CL" CLASSIC V-BELTS CONTINENTAL POWERSPAN® - "CL"

**C****C****C**

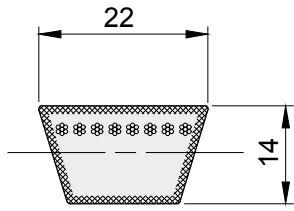
descrizione	codice	sviluppo mm	Kg.
C 38	CLC03800	965	0,315
C 39	CLC03900	990	0,324
C 41	CLC04100	1040	0,34
C 42	CLC04200	1065	0,349
C 43	CLC04300	1090	0,357
C 44	CLC04400	1120	0,365
◇ C 45	CLC04500	1143	0,365
C 46	CLC04600	1170	0,382
C 47	CLC04700	1195	0,39
C 48	CLC04800	1220	0,398
C 49	CLC04900	1245	0,407
C 50	CLC05000	1270	0,415
C 51	CLC05100	1295	0,423
C 52	CLC05200	1320	0,432
C 53	CLC05300	1346	0,44
C 54	CLC05400	1375	0,448
C 55	CLC05500	1400	0,457
C 56	CLC05600	1425	0,465
C 57	CLC05700	1450	0,473
C 58	CLC05800	1475	0,481
C 59	CLC05900	1500	0,49
C 60	CLC06000	1525	0,498
C 61	CLC06100	1551	0,506
C 62	CLC06200	1575	0,515
C 63	CLC06300	1600	0,523
C 65	CLC06500	1650	0,54
C 66	CLC06600	1676	0,548
C 67	CLC06700	1700	0,556
C 68	CLC06800	1726	0,564
C 68,5	CLC06850	1741	0,573
C 69	CLC06900	1750	0,573
C 70	CLC07000	1780	0,581
C 71	CLC07100	1805	0,589
C 72	CLC07200	1830	0,598
C 72,5	CLC07250	1841	0,606
C 73	CLC07300	1855	0,606
C 74	CLC07400	1880	0,614
C 75	CLC07500	1905	0,623
C 76	CLC07600	1931	0,631
C 77	CLC07700	1956	0,639
C 78	CLC07800	1981	0,647
C 79	CLC07900	2005	0,656
C 80	CLC08000	2031	0,664
C 81	CLC08100	2056	0,672
C 82	CLC08200	2080	0,681
C 83	CLC08300	2110	0,689
C 84	CLC08400	2135	0,697
C 85	CLC08500	2160	0,706
C 86	CLC08600	2185	0,714

descrizione	codice	sviluppo mm	Kg.
C 86,5	CLC08650	2200	0,721
C 87	CLC08700	2210	0,722
C 88	CLC08800	2235	0,730
C 89	CLC08900	2260	0,742
C 90	CLC09000	2286	0,747
C 91	CLC09100	2310	0,755
C 92	CLC09200	2336	0,764
C 93	CLC09300	2360	0,772
C 94	CLC09400	2390	0,780
C 95	CLC09500	2415	0,789
C 96	CLC09600	2440	0,797
C 97	CLC09700	2461	0,809
C 98	CLC09800	2490	0,813
C 99	CLC09900	2515	0,826
C 100	CLC10000	2541	0,830
C 101	CLC10100	2565	0,842
C 102	CLC10200	2591	0,847
C 103	CLC10300	2616	0,859
C 104	CLC10400	2641	0,867
C 105	CLC10500	2666	0,881
C 106	CLC10600	2691	0,889
C 107	CLC10700	2720	0,898
C 107,5	CLC10750	2731	0,902
C 108	CLC10800	2745	0,906
C 109	CLC10900	2770	0,915
C 110	CLC11000	2795	0,923
C 111	CLC11100	2820	0,931
C 112	CLC11200	2845	0,940
C 112,5	CLC11250	2860	0,944
C 114	CLC11400	2895	0,956
C 115	CLC11500	2920	0,965
C 116	CLC11600	2945	0,973
C 117	CLC11700	2971	0,982
C 118	CLC11800	3000	0,990
C 120	CLC12000	3050	1,007
C 122	CLC12200	3100	1,024
C 124	CLC12400	3150	1,040
C 125	CLC12500	3176	1,049
C 126	CLC12600	3200	1,057
C 128	CLC12800	3250	1,074
C 129	CLC12900	3276	1,082
C 130	CLC13000	3301	1,091
C 132	CLC13200	3350	1,107
C 134	CLC13400	3405	1,124
C 135	CLC13500	3430	1,133
C 136	CLC13600	3455	1,141
C 137	CLC13700	3481	1,149
C 138	CLC13800	3505	1,158
C 139	CLC13900	3531	1,166

descrizione	codice	sviluppo mm	Kg.
C 140	CLC14000	3555	1,175
C 142	CLC14200	3606	1,191
C 144	CLC14400	3660	1,208
C 145	CLC14500	3681	1,217
C 146	CLC14600	3710	1,225
C 147	CLC14700	3735	1,233
C 148	CLC14800	3760	1,242
C 150	CLC15000	3810	1,259
C 152	CLC15200	3860	1,275
C 153	CLC15300	3886	1,284
C 155	CLC15500	3936	1,300
C 156	CLC15600	3960	1,309
C 158	CLC15800	4011	1,326
C 160	CLC16000	4065	1,342
C 162	CLC16200	4115	1,359
C 164	CLC16400	4166	1,376
C 165	CLC16500	4191	1,384
C 166	CLC16600	4216	1,393
C 167	CLC16700	4240	1,401
C 168	CLC16800	4265	1,410
C 169	CLC16900	4291	1,418
C 170	CLC17000	4320	1,426
C 173	CLC17300	4395	1,451
C 175	CLC17500	4445	1,468
C 177	CLC17700	4495	1,485
C 180	CLC18000	4571	1,510
C 181	CLC18100	4600	1,519
C 185	CLC18500	4701	1,552
C 187	CLC18700	4750	1,569
C 190	CLC19000	4825	1,594
C 194	CLC19400	4926	1,628
C 195	CLC19500	4951	1,636
C 197	CLC19700	5005	1,653
C 200	CLC20000	5080	1,678
C 204	CLC20400	5181	1,712
C 206	CLC20600	5231	1,728
C 208	CLC20800	5285	1,745
C 210	CLC21000	5331	1,762
C 212,5	CLC21250	5400	1,783
C 216	CLC21600	5485	1,812
C 218	CLC21800	5536	1,829
C 220	CLC22000	5590	1,846
C 222	CLC22200	5640	1,863
C 225	CLC22500	5715	1,888
C 228	CLC22800	5790	1,913
C 234	CLC23400	5941	1,963
C 236	CLC23600	5995	1,980
C 238	CLC23800	6045	1,997
C 240	CLC24000	6095	2,014



# CINGHIE TRAPEZOIDALI A SEZIONE CLASSICA CONTINENTAL POWERSPAN® - "CL" CLASSIC V-BELTS CONTINENTAL POWERSPAN® - "CL"



C

descrizione	codice	sviluppo mm	Kg.		
C 245	CLC24500	6221	2,056		
C 248	CLC24800	6300	2,081		
C 250	CLC25000	6350	2,098		
C 255	CLC25500	6480	2,139		
C 256	CLC25600	6500	2,148		
C 264	CLC26400	6705	2,215		
C 265	CLC26500	6730	2,223		
C 270	CLC27000	6860	2,265		
C 276	CLC27600	7010	2,316		
C 280	CLC28000	7110	2,349		
C 285	CLC28500	7240	2,391		
C 295	CLC29500	7490	2,475		
C 297	CLC29700	7545	2,492		
C 300	CLC30000	7620	2,517		
C 314	CLC31400	7975	2,634		
C 315	CLC31500	8000	2,643		
C 316	CLC31600	8025	2,651		
C 330	CLC33000	8381	2,769		
C 336	CLC33600	8535	2,819		
C 345	CLC34500	8760	2,895		
C 354	CLC35400	8990	2,970		
C 357	CLC35700	9070	2,995		
C 360	CLC36000	9145	3,020		
C 420	CLC42000	10665	3,524		